


Morgan Tecnica

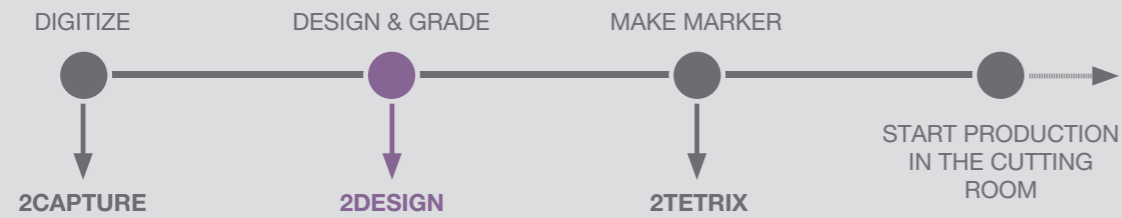
www.morgantecnica.com [in](#) [ig](#) [f](#) [v](#)

ITALY / INDIA / CANADA / HONG KONG / USA / VIETNAM



Morgan Tecnica

PROCESS BAR



TECH SPEC'S

- Standard formats of communication: DXF, AAMA, ASTM, HPGL, ISO
- Configurable Measurement Units: metric or imperial with fractions
- Customized color palette libraries for fabrics and sizes
- DXF editable layers for individual constructive elements (notches, holes, internal lines).

PC REQUIREMENTS

Minimum:

- Core: Intel I7 – Minimum 4 Core / 8 thread. (Ex: i7-1165G7 or similar)
- RAM: 8 Gb DDR3 @ 1333 MHz.

Reccomended:

- Core: Intel I7 – Minimum 8 Core / 16 thread. (ex: i7-11800H or similar)
- RAM: 16 Gb DDR3 @ 1333 MHz
- ROM: 250 SSD
- Graphic card: NVidia GeForce 4 Gb VRam (HD resolution 1920x1080)
- Monitor: 1920 x 1080 pixels
- OS: Microsoft Windows 10 Pro 64 bit or Windows 11 Pro 64 bit
- USB: minimum 4 USB properly powered at 500 mA per port (or use Hub USB externally powered).

MADE IN MORGAN:

2D Cad is the result of decades of experience and deep specific know-how in Pattern and Marker Making, developed internally by MorganTecnica R&D Software Team.

THE IDENTITY OF MORGANTECNICA:

Our team of professionals is available to listen and help you in the development of your entire project, offering complete, integrated, and customized solutions.



R&D Software Team

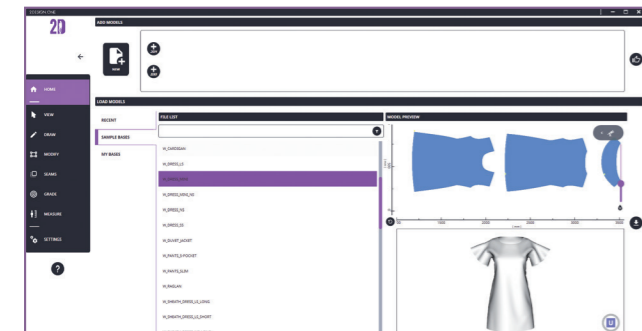


2Design Advanced Solution Made in Morgan

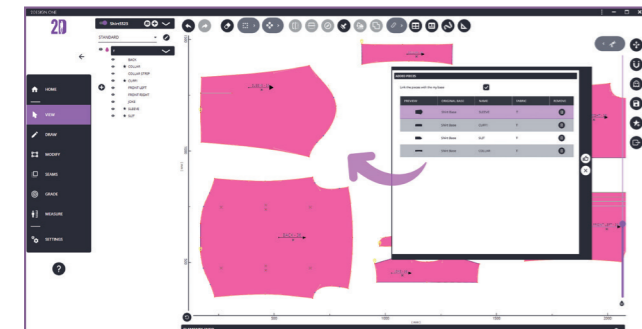
2Design



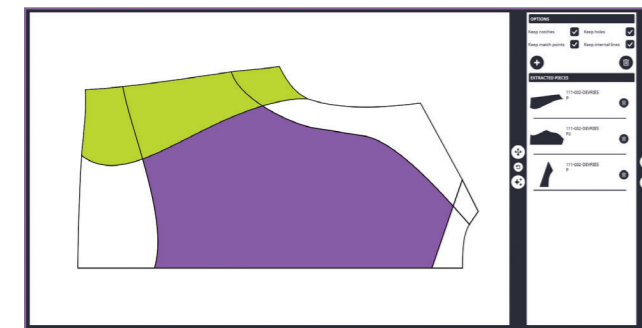
YOUR PLUG-AND-GO SOLUTION FOR YOUR FASHION PROJECTS IN 2D



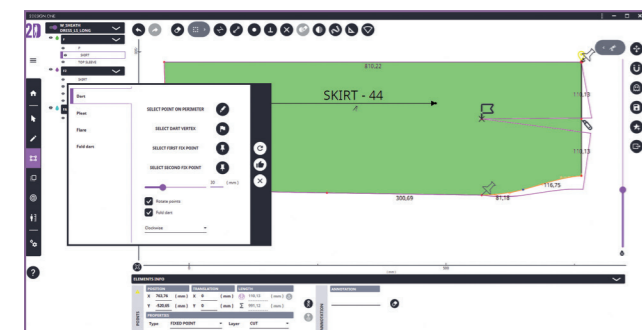
1) Morgan's sample bases



2) My bases



3) Extract in a new piece



4) Darts

The advanced designing tool by MorganTecnica for professionals and beginners.

LET'S GET STARTED

2D is designed for fast self-learning and maximum comfort for the user. The interface is smart and minimal: install it, configure your personalized interface and settings and you are ready to start creating.

CREATE YOUR PROJECT

Start your design by choosing one of these options:

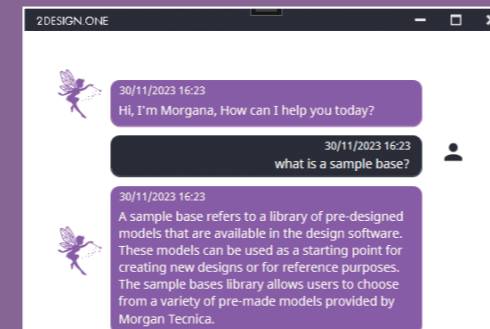
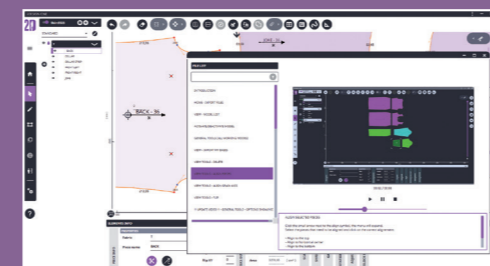
- Select your pattern from complimentary Morgan's Sample Bases library with 3D previews
- Pick up your pattern from your personal "My Bases" library and take advantage of the smart connection to the base, for future model updates
- Import DXF file by selecting or configuring a proper profile, for largest compatibility
- Digitize your hard patterns using 2Capture
- Create your patterns directly on screen, with advanced 2D designing tools.

ENJOY ASSISTED PATTERN EDITING FUNCTIONALITIES:

- Tree View with optimized working folder

MORGAN SERVICES

- Illustrated user manual for all software functionalities in pdf format.
- Video Tutorial, available both online (on YouTube Morgan channel) and offline.



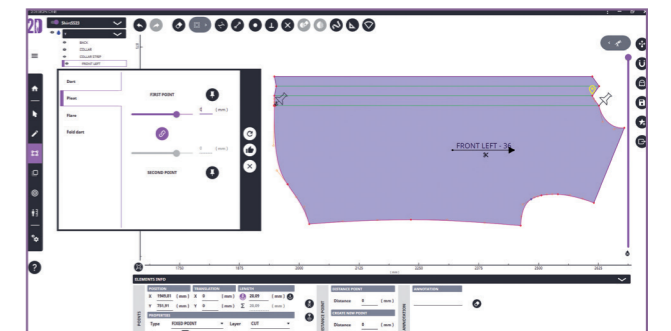
- Morgana is your new virtual assistant, highly professional, always active, and available for you. You may ask her for help in any moment, with no time restriction and in full autonomy, and you will get immediately an exhaustive answer, to be always operative and performing.

Extra/Optional:

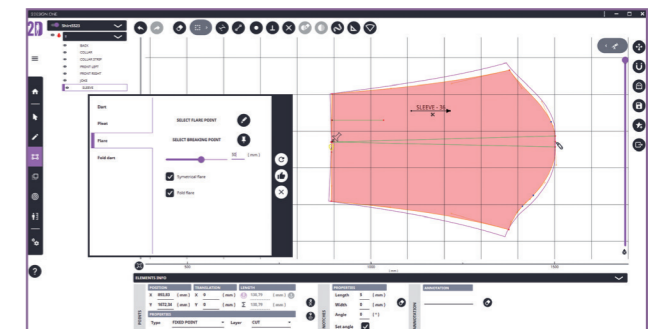
- Highly professional Training course, on site or online, to become an official certified Morgan User.
- Training update courses.
- Yearly fee for remote assistance and software update.



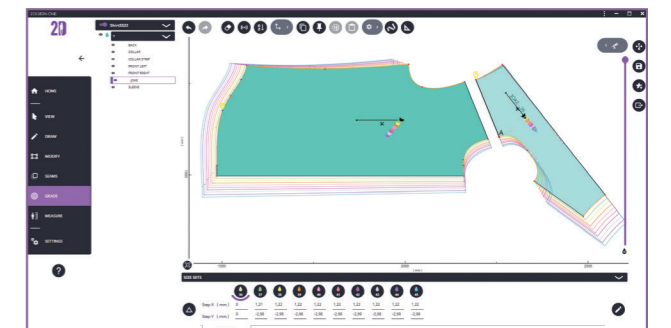
- Customizable color palettes to automatically identify each fabric component
- Creation and management of different model design variants
- Cross piece and cross model contour editing with "Ghost" help
- Bezier curves
- Smart Guide Lines during pattern creation, editing and rotation and personalized grid displaying
- Orientable I, internal V and external V Notches
- Optimized drawing of internal elements (points, lines, curves, polygons...) with individual layer settings for displaying, plotting and cutting
- Selective Symmetry
- Shrinkage management with preview
- Positive or negative seam creation, with automatic creation of hem corners
- Easy creation of match points and piece matching links, for repetitive motives fabrics
- Easy customizable Size Set
- Cross model and cross piece easy grading, with fixed or proportional points
- Grading alignment by point or segment
- Darts opening and closing, flares and pleats with preview
- Extraction of new pieces by selecting portions of an existing piece or a multi-selection of overlapping pieces
- Setting of cutting origin and option for butterfly cutting perimeter
- Piece Property table
- Interactive and synchronized measurements table, with or without shrinkage, for all graded sizes
- Exportable Technical Sheet.



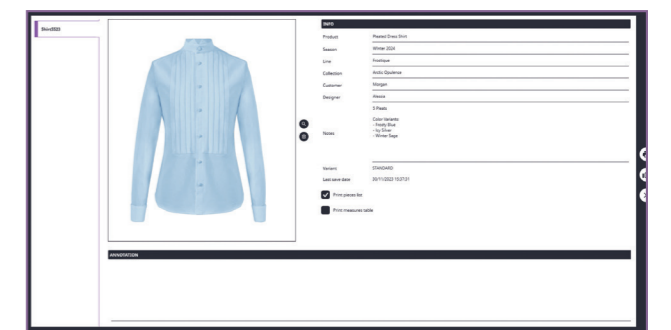
5) Pleats



6) Flare



7) Align grading



8) Technical sheet